



Centre for Economic Development,
Transport and the Environment



TE-palvelut
tjänster | services



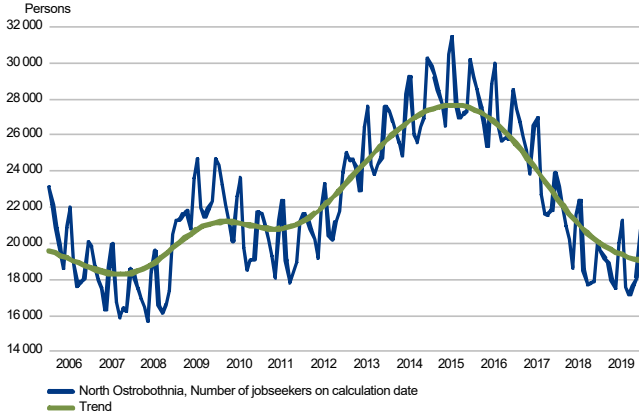
NORTH OSTROBOTHNIA

Employment Bulletin

December 2019

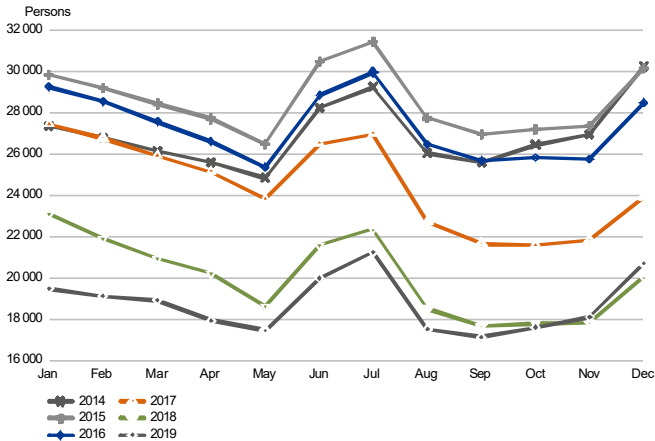
Unemployed jobseekers

UNEMPLOYED JOBSEEKERS MONTHLY AND TREND
North Ostrobothnia



MEAE Employment Service Statistics / Ministry of Economic Affairs and Employment, Employment Service Statistics

UNEMPLOYED JOBSEEKERS, MONTH BY MONTH COMPARISON
North Ostrobothnia

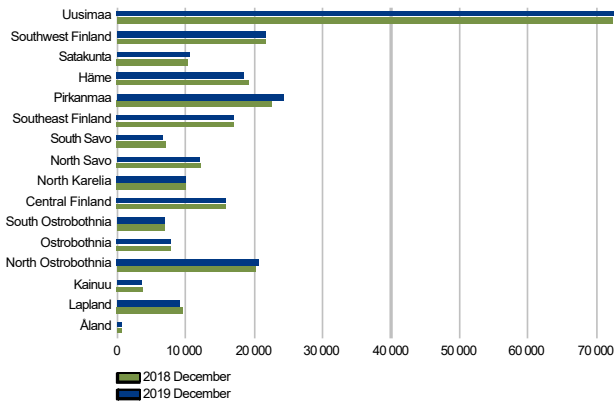


MEAE Employment Service Statistics / Ministry of Economic Affairs and Employment, Employment Service Statistics

Unemployed jobseekers by sub-regional unit

UNEMPLOYED JOBSEEKERS

by Centre for Economic Development, Transport and the Environment (ELY)



MEAE Employment Service Statistics / Ministry of Economic Affairs and Employment, Employment Service Statistics

Unemployed jobseekers and jobs vacant in Employment and Economic Development Office by sub-regional unit

Sub-regional unit	Unemployed jobseekers		Change		Of the unemployed jobseekers fully laid off	Unemployed jobseekers' percentage of the workforce	Jobs vacant		Change			
	Dec 2019	Nov 2019	Dec 2019	Dec 2018			Dec 2019	Nov 2019	Dec 2019	Dec 2018		
Oulu	13 464	11 723	13 484	-20	0	1 046	11,4	2 662	2 796	1 812	850	47
Oulunkaari	1 181	986	1 158	23	2	151	12,4	152	122	92	60	65
Raahe	1 697	1 564	1 287	410	32	363	12,4	445	223	513	-68	-13
Haapavesi-Siikalatva	564	540	563	1	0	98	9,7	98	87	72	26	36
Nivala-Haapajärvi	1 138	973	1 014	124	12	195	9,8	80	108	75	5	7
Ylivieska	1 815	1 576	1 670	145	9	351	9,6	232	326	222	10	5
Koillismaa	882	775	888	-6	-1	125	10,7	149	240	133	16	12
North Ostrobothnia	20 741	18 137	20 064	677	3	2 329	11,1	3 818	3 902	2 919	899	31

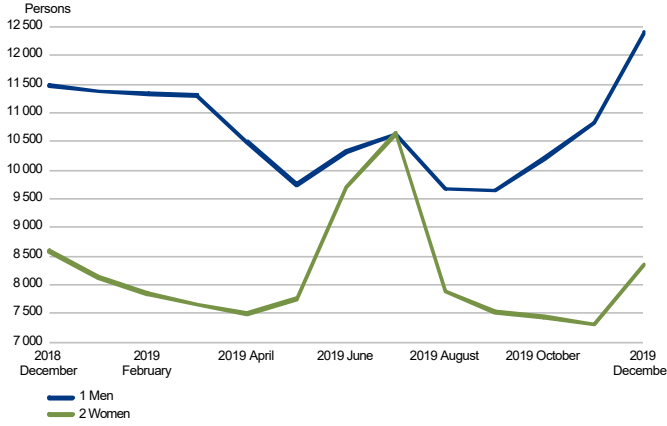
Unemployed jobseekers by municipality

Unemployed jobseekers and jobs vacant in Employment and Economic Development Office by municipality

Municipality	Unemployed jobseekers			Change		Of the unemployed jobseekers fully laid off	Unemployed jobseekers' percentage of the workforce	Jobs vacant			Change	
	Dec 2019	Nov 2019	Dec 2018	Dec 2019 Dec 2018	Dec 2019 Dec 2018			Dec 2019	Nov 2019	Dec 2018	Dec 2019 Dec 2018	Dec 2019 Dec 2018
Alavieska	92	76	86	6	7	26	8,4	...	7
Haapajärvi	293	229	244	49	20	61	9,7	28	34	25	3	12
Haapavesi	261	233	256	5	2	37	9,0	59	36	28	31	111
Hailuoto	24	21	28	-4	-14	...	6,4	5
I	533	427	505	28	6	72	12,6	42	52	27	15	56
Kalajoki	428	357	423	5	1	84	7,8	51	67	38	13	34
Kempele	681	567	704	-23	-3	87	8,2	90	98	50	40	80
Kuusamo	652	562	664	-12	-2	100	9,9	135	229	116	19	16
Kärsämäki	121	114	107	14	13	14	11,7	10	9	15	-5	-33
Liminka	305	279	290	15	5	38	7,1	32	39	44	-12	-27
Lumijoki	66	58	77	-11	-14	10	8,0	...	5	6
Merijärvi	51	46	27	24	89	10	11,9	0
Muhos	414	338	363	51	14	51	10,8	135	53	36	99	275
Nivala	410	350	355	55	15	84	9,2	32	51	22	10	45
Oulainen	372	342	315	57	18	83	11,9	58	51	33	25	76
Oulu	11 727	10 253	11 767	-40	0	803	12,0	2 378	2 570	1 662	716	43
Pudasjärvi	391	325	379	12	3	65	12,9	93	55	54	39	72
Pyhäjoki	112	96	113	-1	-1	26	8,8	41	24	25	16	64
Pyhäjärvi	227	206	239	-12	-5	23	11,5	5	11	9	-4	-44
Pyhäntä	67	61	72	-5	-7	23	10,0	21	30	21	0	0
Raahe	1 376	1 298	1 007	369	37	285	13,4	390	178	476	-86	-18
Reisjärvi	87	74	69	18	26	13	7,7	5
Sievi	164	137	170	-6	-4	28	8,4	19	60	28	-9	-32
Siikajoki	209	170	167	42	25	52	9,7	14	21	12	2	17
Siikalatva	236	246	235	1	0	38	10,5	18	21	23	-5	-22
Taivalkoski	230	213	224	6	3	25	13,8	14	11	17	-3	-18
Tyrnävä	247	207	255	-8	-3	54	8,8	19	30	12	7	58
Utajärvi	110	91	117	-7	-6	8	10,0	7	5
Vaala	147	143	157	-10	-6	6	13,1	10	10	7	3	43
Ylivieska	708	618	649	59	9	120	10,3	99	140	120	-21	-17
North Ostrobothnia	20 741	18 137	20 064	677	3	2 329	11,1	3 818	3 902	2 919	899	31

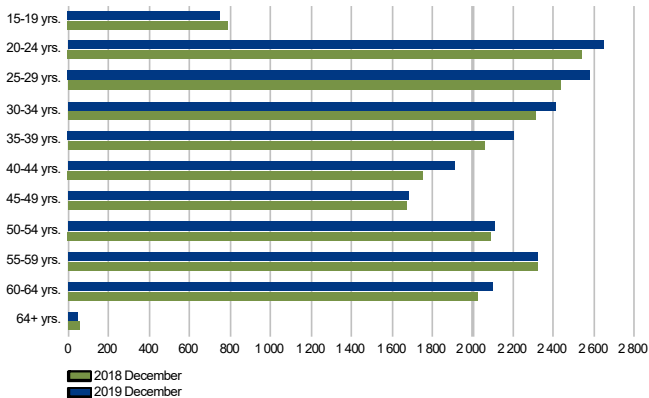
Unemployed jobseekers by gender and age-group

UNEMPLOYED JOBSEEKERS BY GENDER
North Ostrobothnia



MEAE Employment Service Statistics / Ministry of Economic Affairs and Employment, Employment Service Statistics

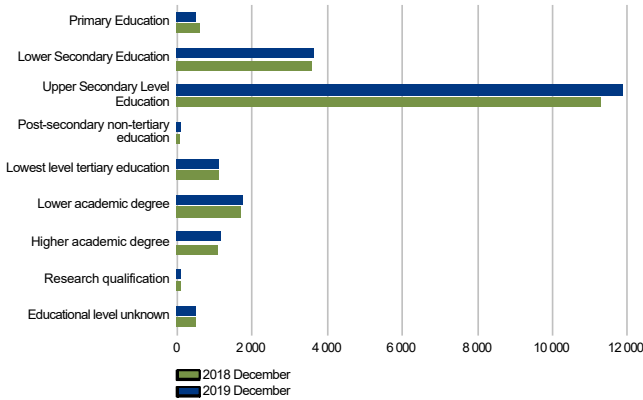
UNEMPLOYED JOBSEEKERS BY AGE GROUP
North Ostrobothnia



MEAE Employment Service Statistics / Ministry of Economic Affairs and Employment, Employment Service Statistics

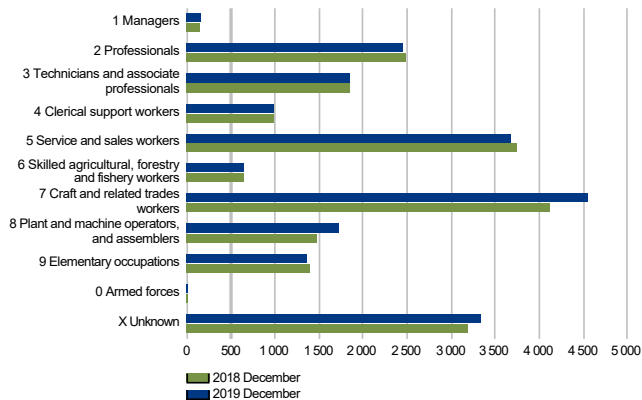
Unemployed jobseekers by levels of education and occupational group

UNEMPLOYED JOBSEEKERS BY LEVEL OF EDUCATION
North Ostrobothnia



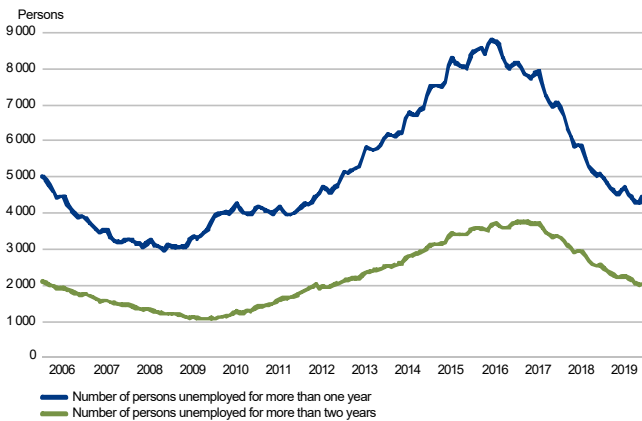
MEAE Employment Service Statistics / Ministry of Economic Affairs and Employment, Employment Service Statistics

UNEMPLOYED JOBSEEKERS BY OCCUPATIONAL GROUP
North Ostrobothnia



MEAE Employment Service Statistics / Ministry of Economic Affairs and Employment, Employment Service Statistics

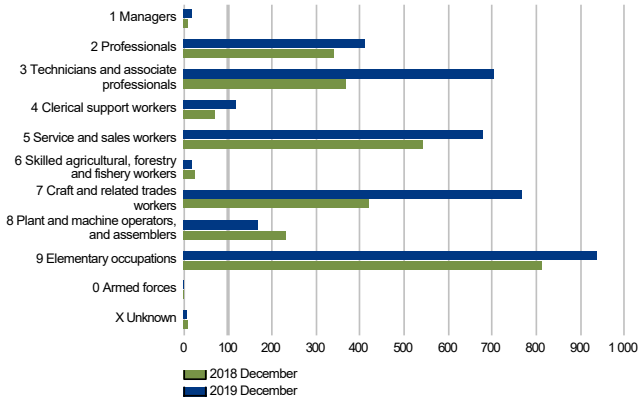
LONG-TERM UNEMPLOYED AT THE END OF THE MONTH
North Ostrobothnia



MEAE Employment Service Statistics / Ministry of Economic Affairs and Employment, Employment Service Statistics

Jobs vacant

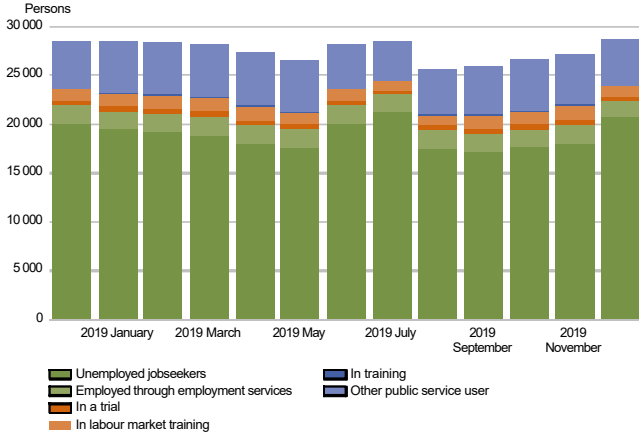
NEW JOB VACANCIES
North Ostrobothnia



MEAE Employment Service Statistics / Ministry of Economic Affairs and Employment, Employment Service Statistics

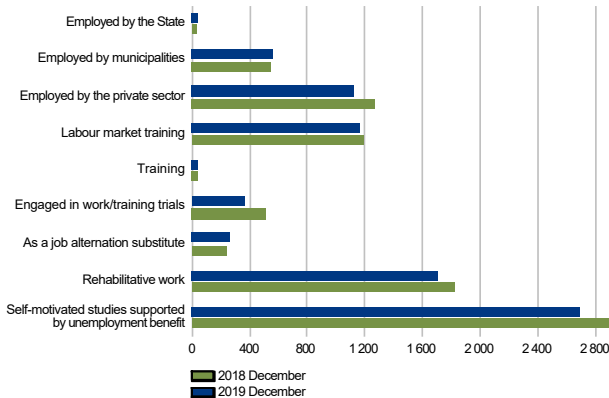
Services

BROAD UNEMPLOYMENT
North Ostrobothnia



MEAE Employment Service Statistics / Ministry of Economic Affairs and Employment, Employment Service Statistics

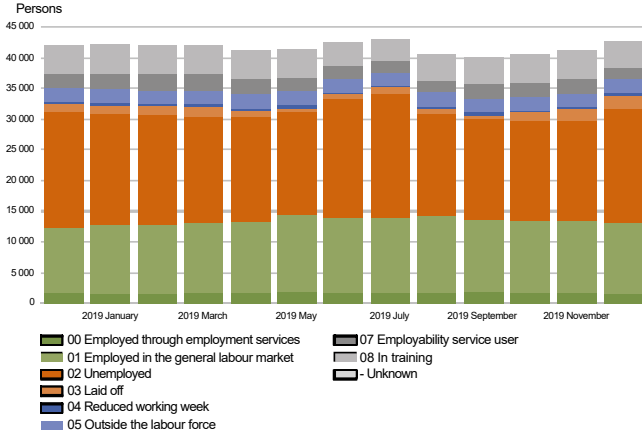
PEOPLE COVERED BY SERVICES
North Ostrobothnia



MEAE Employment Service Statistics / Ministry of Economic Affairs and Employment, Employment Service Statistics

All jobseekers

JOBSEEKERS BY GROUP
North Ostrobothnia



MEAE Employment Service Statistics / Ministry of Economic Affairs and Employment, Employment Service Statistics

Summary table

EMPLOYMENT SITUATION AT THE END OF 2019 DECEMBER (I) AND
ACTIVITIES OF EMPLOYMENT AND ECONOMIC DEVELOPMENT OFFICES DURING DECEMBER (II)
ELY CENTRE: NORTH OSTROBOTHNIA

I EMPLOYMENT SITUATION AT THE END OF MONTH	Dec-19	Dec-18	CHANGE NUMBER	CHANGE %
A. JOBSEEKERS				
1. Unemployed jobseekers	20 741	20 064	677	3,4
of whom fully laid off	2 329	1 358	971	71,5
2. On reduced working week	452	377	75	19,9
3. Those who have work	13 163	12 429	734	5,9
of whom in the general labour market	11 485	10 741	744	6,9
of whom employed through employment services	1 678	1 688	-10	-0,6
4. Persons outside the labour force	8 425	8 986	-561	-6,2
of whom in services promoting employment	1 980	2 242	-262	-11,7
of whom in training	4 249	4 457	-208	-4,7
1-4 Total of jobseekers	42 781	41 856	925	2,2
B. LABOUR DEMAND				
1. Jobs vacant	3 818	2 919	899	30,8
of those notified for over a month	1 401	1 059	342	32,3
of those notified for over 2 months	994	675	319	47,3
C. PARTICIPATING IN SERVICES				
1. Employed by the State	41	35	6	17,1
2. Employed by municipalities	556	546	10	1,8
3. Employed by the private sector	1 116	1 268	-152	-12,0
1-3 Total number of employed people	1 713	1 849	-136	-7,4
4. Labour market training	1 171	1 196	-25	-2,1
5. Training	46	44	2	4,5
6. Engaged in work/training trials	362	516	-154	-29,8
7. As a job alternation substitute	259	237	22	9,3
8. Rehabilitative work	1 701	1 818	-117	-6,4
9. Self-motivated studies supported by unemployment benefit	2 697	2 911	-214	-7,4
1-9 Total number of people participating in services	7 949	8 571	-622	-7,3
D. STRUCTURE OF UNEMPLOYMENT				
1. Unemployed women	8 348	8 592	-244	-2,8
2. Unemployed men	12 393	11 472	921	8,0
3. Under 25 years old	3 396	3 333	63	1,9
4. Over 50 years old	6 560	6 492	68	1,0
5. Unemployed over a year	4 455	5 080	-625	-12,3
6. Foreign unemployed	852	791	61	7,7
E. UNEMPLOYMENT SECURITY				
1. Unemployed members of employees' unemployment funds	8 920	7 907	1 013	12,8
II EMPLOYMENT SITUATION DURING THE MONTH				
1. Unemployed jobseekers	22 587	21 628	959	4,4
2. Other jobseekers	21 678	21 585	93	0,4
1-2 Total number of jobseekers	44 265	43 213	1 052	2,4
3. Vacancies during a month	8 024	5 592	2 432	43,5
New vacancies during a month	3 827	2 828	999	35,3
Vacancies filled during a month	1 149	448	701	156,5
of those filled with job-seekers at the Employment Service	304	232	72	31,0
Vacancies application period ended or sufficient number of applicants	2 751	2 190	561	25,6
Vacancies cancelled or could not be filled	469	102	367	359,8
4. Started spell of unemployment	4 970	4 493	477	10,6
5. Completed spell of unemployment	2 588	2 158	430	19,9
6. New jobs found through employment services	155	189	-34	-18,0
7. New entrants to labour market training	98	194	-96	-49,5

Foreigners' summary table

FOREIGNERS' EMPLOYMENT SITUATION AT THE END OF 2019 DECEMBER (I) AND
ACTIVITIES OF EMPLOYMENT AND ECONOMIC DEVELOPMENT OFFICES DURING DECEMBER (II)
ELY CENTRE: NORTH OSTROBOTHNIA

I EMPLOYMENT SITUATION AT THE END OF MONTH	Dec-19	Dec-18	CHANGE NUMBER	CHANGE %
A. JOBSEEKERS				
1. Unemployed jobseekers	852	791	61	7,7
of whom fully laid off	38	24	14	58,3
2. On reduced working week	...	7
3. Those who have work	679	603	76	12,6
of whom in the general labour market	594	533	61	11,4
of whom employed through employment services	85	70	15	21,4
4. Persons outside the labour force	1 557	1 621	-64	-3,9
of whom in services promoting employment	107	167	-60	-35,9
of whom in training	1 277	1 293	-16	-1,2
1-4 Total of jobseekers	3 092	3 022	70	2,3
C. PARTICIPATING IN SERVICES				
1. Employed by the State	0
2. Employed by municipalities	17	20	-3	-15,0
3. Employed by the private sector	57	54	3	5,6
1-3 Total number of employed people	74	75	-1	-1,3
4. Labour market training	357	377	-20	-5,3
5. Training
6. Engaged in work/training trials	46	91	-45	-49,5
7. As a job alternation substitute
8. Rehabilitative work	61	81	-20	-24,7
9. Self-motivated studies supported by unemployment benefit	870	903	-33	-3,7
1-9 Total number of people participating in services	1 412	1 530	-118	-7,7
D. STRUCTURE OF UNEMPLOYMENT				
1. Unemployed women	461	424	37	8,7
2. Unemployed men	391	367	24	6,5
3. Under 25 years old	63	80	-17	-21,2
4. Over 50 years old	173	164	9	5,5
5. Unemployed over a year	114	139	-25	-18,0
E. UNEMPLOYMENT SECURITY				
1. Unemployed members of employees' unemployment funds	152	131	21	16,0
II EMPLOYMENT SITUATION DURING THE MONTH				
1. Unemployed jobseekers	912	895	17	1,9
2. Other jobseekers	2 203	2 164	39	1,8
1-2 Total number of jobseekers	3 115	3 059	56	1,8
4. Started spell of unemployment	228	214	14	6,5
5. Completed spell of unemployment	74	119	-45	-37,8
6. New jobs found through employment services	9	8	1	12,5
7. New entrants to labour market training	19	46	-27	-58,7

Regional table

UNEMPLOYED JOBSEEKERS AND JOBS VACANT BY MUNICIPALITY AT THE END OF 2019 DECEMBER
ELY CENTRE: NORTH OSTROBOTHNIA

Municipality	Workforce	Unemployed jobseekers							Unemployed over a year	Disabled and chron. ill	Jobs vacant
		% of workforce	Total	Men	Women	Under 20 years old	Under 25 years old	Over 50 years old			
Alavieska	1 100	8,4	92	56	36	...	11	34	13
Haapajärvi	3 013	9,7	293	178	115	14	52	99	35	38	28
Haapavesi	2 884	9,0	261	168	93	12	42	94	37	32	59
Hailuoto	377	6,4	24	14	10	0	...	17	10	...	5
Ii	4 234	12,6	533	336	197	25	64	200	104	62	42
Kalajoki	5 477	7,8	428	255	173	11	51	176	58	41	51
Kempele	8 335	8,2	681	372	309	20	105	229	109	57	90
Kuusamo	6 615	9,9	652	449	203	19	100	286	90	50	135
Kärsämäki	1 032	11,7	121	75	46	6	23	43	28	15	10
Liminka	4 323	7,1	305	171	134	16	41	83	50	23	32
Lumijoki	829	8,0	66	33	33	...	9	25	13	9	...
Merijärvi	430	11,9	51	37	14	...	5	22	8	7	...
Muhos	3 839	10,8	414	248	166	15	63	129	83	34	135
Nivala	4 452	9,2	410	245	165	20	66	130	65	56	32
Oulainen	3 121	11,9	372	247	125	16	69	109	69	56	58
Oulu	97 818	12,0	11 727	6 902	4 825	420	2 042	3 278	3 009	1 242	2 378
Pudasjärvi	3 040	12,9	391	275	116	...	35	200	50	81	93
Pyhäjoki	1 271	8,8	112	70	42	...	16	38	15	9	41
Pyhäjärvi	1 979	11,5	227	141	86	5	30	104	46	39	5
Pyhäntä	667	10,0	67	39	28	...	10	28	9	7	21
Raahe	10 302	13,4	1 376	799	577	69	281	368	195	152	390
Reisjärvi	1 136	7,7	87	52	35	7	15	35	14	16	5
Sievi	1 960	8,4	164	97	67	...	23	64	37	18	19
Siikajoki	2 153	9,7	209	126	83	...	21	86	32	21	14
Siikalatva	2 241	10,5	236	148	88	5	22	116	41	34	18
Taivalkoski	1 662	13,8	230	149	81	11	25	123	34	27	14
Tyrnävä	2 806	8,8	247	128	119	10	25	88	40	25	19
Utajärvi	1 096	10,0	110	72	38	...	15	57	15	14	7
Vaala	1 118	13,1	147	100	47	5	10	82	28	29	10
Ylivieska	6 877	10,3	708	411	297	26	124	217	118	75	99
Total	186 187	11,1	20 741	12 393	8 348	752	3 396	6 560	4 455	2 277	3 818

Information about the website

On this website you will find the latest statistics from ELY Centre for North Ostrobothnia's monthly Employment Bulletin. You can access a .pdf version of the current and previous months' Employment Bulletin by following the link on the right.

The Employment Bulletin is based on the data from the MEAE's Employment Service Statistics. The Ministry of Economic Affairs and Employment compiles statistics on the clients of the Employment and economic development offices (TE offices), including registered job-seekers, labour market policy services, and job vacancies reported to TE offices by employers. The data is collected from the customer service registry (URA) used by the TE offices. This means that the data used by MEAE Employment Service Statistics is completely registry-based.

The statistical data covers all persons, services, and open vacancies in the aforementioned groups, as separately defined in the registry by the classifications and variables for the statistical period in question.

Owing to seasonal variations, the Employment Bulletin always includes a comparison with the corresponding month in the previous year. The descriptors used in the Bulletin are also available in a table format. The Employment Bulletins are published at the end of the subsequent calendar month. The official date of publication is announced in advance.

The following symbols have been used:

. Category not applicable

... Data subject to secrecy

Links:

- The North Ostrobothnia's information for Labour market online: <http://www.ely-keskus.fi/web/ely/ely-pohjois-pohjanmaa-tyomarkkinoiden-tyovoimatarpeen-ja-talouden-kehitys#.Vuj7vbf2po>
- Employment Service Statistics online: <http://www.tem.fi/en/employment-bulletin-and-employment-service-statistics>
- Employment Service Statistics, Description and Quality Description <http://www.tem.fi/en/release-dates-of-statistics-and-description-and-quality-description>
- You can access key information from MEAE's Employment Service Statistics by visiting the Statistics Finland's StatFin database: https://pxnet2.stat.fi/PXWeb/pxweb/en/StatFin/StatFin_tym_tyonv/
- The Employment Service Statistics data is also available from the MEAE Publications page (only available in Finnish). <http://www.tem.fi/tyopoliittinen-aikakauskirja>
- Joint monthly report from MEAE and Statistics Finland http://www.tilastokeskus.fi/til/tyti/tie_en.html
- Comparison between the statistics of Statistics Finland and the Ministry of Economic Affairs and Employment http://www.tilastokeskus.fi/til/tyti/tyti_2015-04-28_men_001_en.html

Instructions for referencing: Official Statistics of Finland (OSF): Ministry of Economic Affairs and Employment / Employment Service Statistics. 201Y:MM, North Ostrobothnia's Employment Bulletin, MONTH 201Y. Oulu: Centre for Economic Development, Transport and the Environment (date of reference). Available at: <http://www.temtyollisyyskatsaus.fi/pohjois-pohjanmaa.aspx>



Contact information

**Centre for Economic Development, Transport and
the Environment for North Ostrobothnia**

Economic Development, Employment and Competence

Petri Keränen, +358 295 026 727

Eine Kela, +358 295 038 227

Jarkko Pietilä, +358 295 038 116

Pirjo Hyrkäs (statistics), + 358 295 038 061

E-mail: firstname.lastname@ely-keskus.fi

**North Ostrobothnia's Employment and Economic
Development Office**

Maire Mäki, +358 295 056 800

Pirjo Juntunen, +358 295 056 596

Mari Tuomikoski, +358 295 056 801

Marita Rimpeläinen, +358 295 056 713

E-mail: firstname.lastname@te-toimisto.fi

<http://www.temtyollisyyskatsaus.fi/pohjois-pohjanmaa.aspx>

