



Centre for Economic Development,
Transport and the Environment



TE-palvelut
tjänster | services



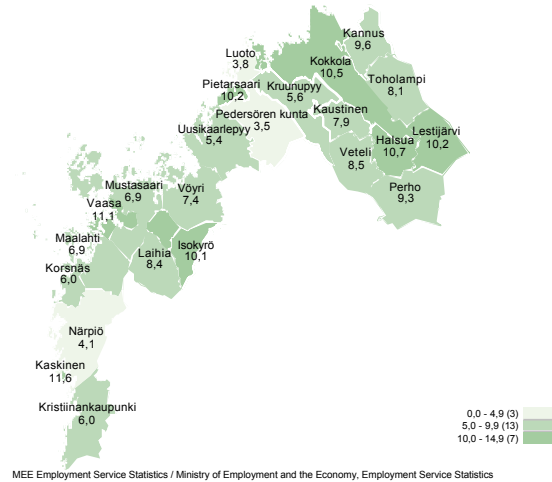
OSTROBOTHNIA

Employment Bulletin

May 2016

In May, the number of unemployed jobseekers was 10 458

Unemployed jobseekers' percentage of the workforce by municipality



A total of 10 458 unemployed jobseekers were registered at Employment and Economic Development Office in Ostrobothnia at the end of May. This is 848 more than a year earlier. The number of unemployed jobseekers decreased by 119 from the previous month. The share of the unemployed jobseekers out of labour force is still the lowest (8,9 %) in the country in the area of the Centre for Economic Development, Transport and the Environment of Ostrobothnia. In the South Ostrobothnia this number is 9,7 % and in the whole country 12,6 %.

Compared with April the share of the unemployed jobseekers of the labour force decreased by 0,1 percentage points in the Ostrobothnia and by 0,4 percentage points in the whole country.

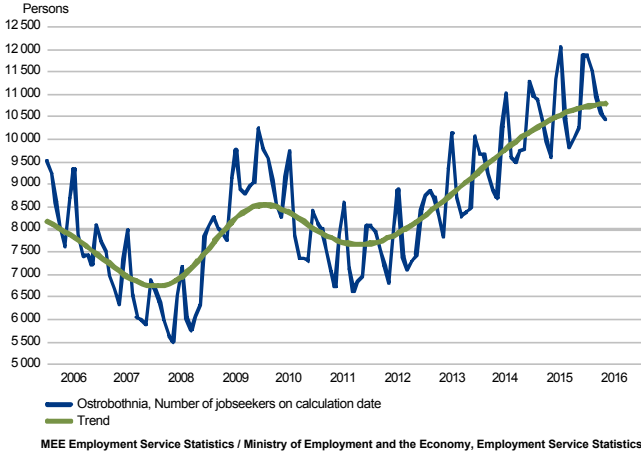
The figures are from the Employment Service Statistics of the Ministry of Employment and the Economy.

Trends:

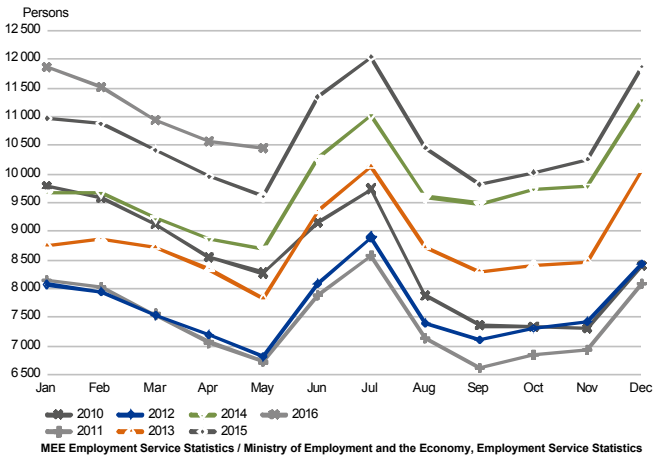
- Ostrobothnia has still the lowest unemployment rate in the country, 8,9 %.
- The number of unemployed jobseekers in Ostrobothnia has in May increased most in the country (+8,8 %)
- The number of open vacancies announced in May at the Employment and Economic Development Office was more than the year before.
- The long-term unemployment has still grown.
- The unemployment among men has decreased faster than among women in the beginning of the year.
- The number of people in employment-promoting services was 4 859.

Unemployed jobseekers

UNEMPLOYED JOBSEEKERS MONTHLY AND TREND
Ostrobothnia



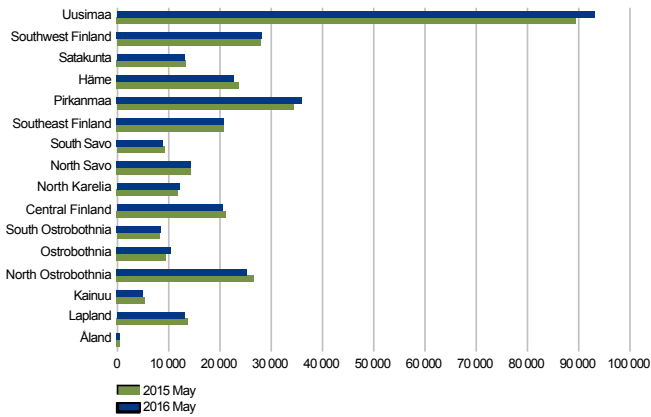
UNEMPLOYED JOBSEEKERS, MONTH BY MONTH COMPARISON
Ostrobothnia



Unemployed jobseekers by sub-regional unit

UNEMPLOYED JOBSEEKERS

by Centre for Economic Development, Transport and the Environment (ELY)



MEE Employment Service Statistics / Ministry of Employment and the Economy, Employment Service Statistics

Unemployed jobseekers and jobs vacant in Employment and Economic Development Office by sub-regional unit

Sub-regional unit	Unemployed jobseekers			Change		Of the unemployed jobseekers fully laid off	Unemployed jobseekers' percentage of the workforce	Jobs vacant			Change	
	May 2016	Apr 2016	May 2015	May 2016 May 2015	%			May 2016	Apr 2016	May 2015	May 2016 May 2015	%
Kyrönmaa	538	546	512	26	5	78	9,0	51	47	59	-8	-14
Vaasa	4 801	4 804	4 199	602	14	441	9,7	672	741	864	-192	-22
Suupohjan rannikkoseutu	431	444	457	-26	-6	77	5,4	52	70	85	-33	-39
Pietarsaari	1 555	1 522	1 442	113	8	132	6,7	99	128	122	-23	-19
Kaustinen	599	636	549	50	9	69	8,6	47	105	78	-31	-40
Kokkola	2 534	2 625	2 451	83	3	167	10,4	232	374	348	-116	-33
Ostrobothnia	10 458	10 577	9 610	848	9	964	8,9	1 153	1 465	1 556	-403	-26

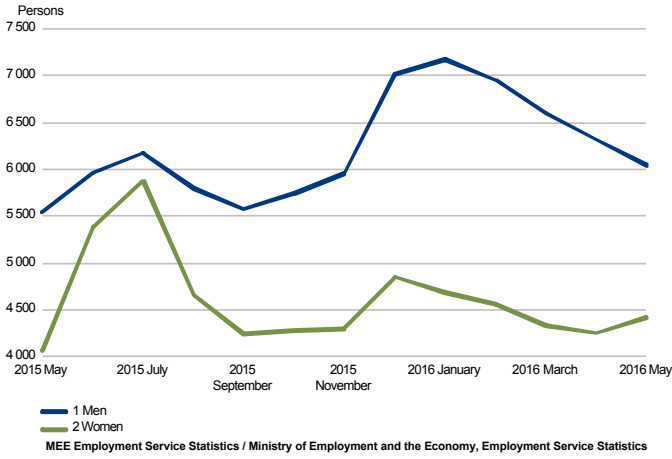
Unemployed jobseekers by municipality

Unemployed jobseekers and jobs vacant in Employment and Economic Development Office by municipality

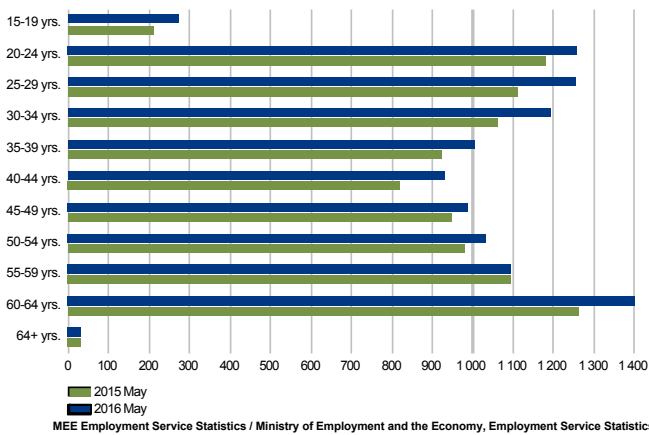
Municipality	May 2016	Apr 2016	May 2015	Change		Of the unemployed jobseekers fully laid off	Unemployed jobseekers' percentage of the workforce	May 2016	Apr 2016	May 2015	Change	
				May 2016 May 2015	%						May 2016 May 2015	%
	Unemployed jobseekers							Jobs vacant				
Halsua	54	53	37	17	46	15	10,7	0	7
Isokyrö	219	218	199	20	10	24	10,1	38	32	31	7	23
Kannus	245	275	239	6	3	26	9,6	9	29	24	-15	-62
Kaskinen	67	68	88	-21	-24	13	11,6	10	12	10	0	0
Kaustinen	163	174	150	13	9	15	7,9	16	57	26	-10	-38
Kokkola	2 289	2 350	2 212	77	3	141	10,5	223	345	324	-101	-31
Korsnäs	62	75	53	9	17	31	6,0	..	6
Kristiinankaupunki	180	201	206	-26	-13	34	6,0	14	25	38	-24	-63
Kruunupyö	178	179	184	-6	-3	17	5,6	6	11
Laihia	319	328	313	6	2	54	8,4	13	15	28	-15	-54
Lestijärvi	34	42	30	4	13	..	10,2
Luoto	86	92	66	20	30	10	3,8	10
Maalahti	184	191	155	29	19	30	6,9	9
Mustasaari	659	644	543	116	21	97	6,9	35	56	24	11	46
Närpiö	184	175	163	21	13	30	4,1	28	33	37	-9	-24
Pedersören kunta	185	183	178	7	4	14	3,5	5	12	12	-7	-58
Perho	105	117	112	-7	-6	7	9,3	11	9	19	-8	-42
Pietarsaari	913	894	872	41	5	74	10,2	75	96	87	-12	-14
Toholampi	114	122	109	5	5	10	8,1	6	..	18	-12	-67
Uusikaarlepyy	193	174	142	51	36	17	5,4	10	6	9	1	11
Vaasa	3 662	3 665	3 264	398	12	238	11,1	630	675	817	-187	-23
Veteli	129	128	111	18	16	18	8,5	12	25	9	3	33
Vöyri	234	229	184	50	27	45	7,4	10
Ostrobothnia	10 458	10 577	9 610	848	9	964	8,9	1 153	1 465	1 556	-403	-26

Unemployed jobseekers by gender and age-group

UNEMPLOYED JOBSEEKERS BY GENDER
Ostrobothnia

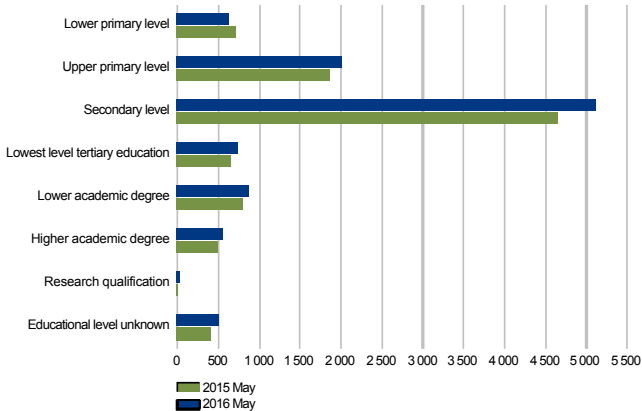


UNEMPLOYED JOBSEEKERS BY AGE GROUP
Ostrobothnia



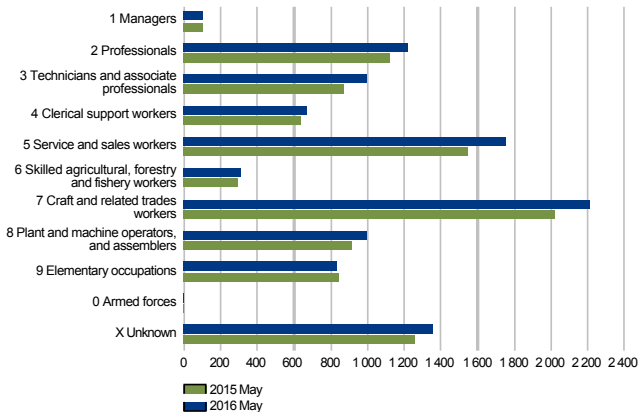
Unemployed jobseekers by levels of education and occupational group

UNEMPLOYED JOBSEEKERS BY LEVEL OF EDUCATION
Ostrobothnia



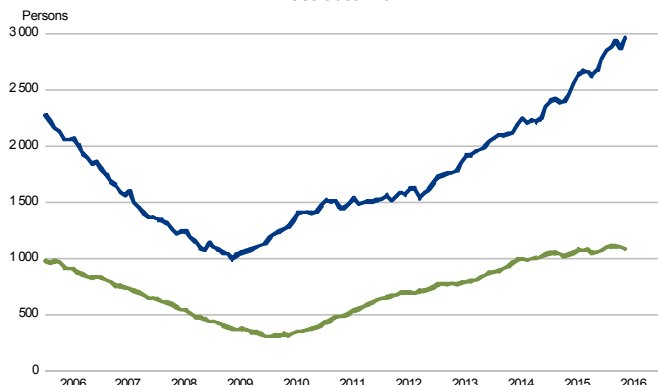
MEE Employment Service Statistics / Ministry of Employment and the Economy, Employment Service Statistics

UNEMPLOYED JOBSEEKERS BY OCCUPATIONAL GROUP
Ostrobothnia



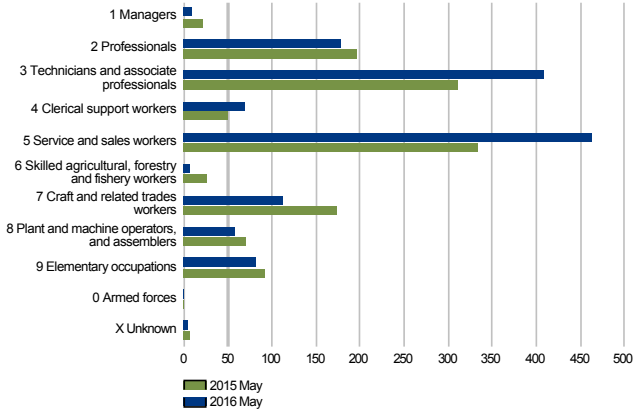
MEE Employment Service Statistics / Ministry of Employment and the Economy, Employment Service Statistics

LONG-TERM UNEMPLOYED AT THE END OF THE MONTH
Ostrobothnia



Jobs vacant

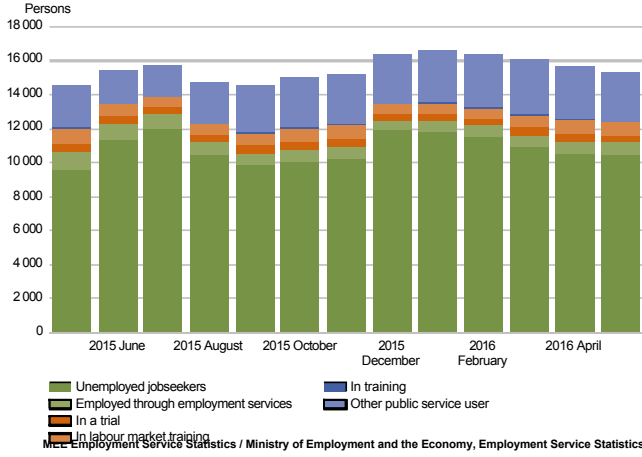
NEW JOB VACANCIES
Ostrobothnia



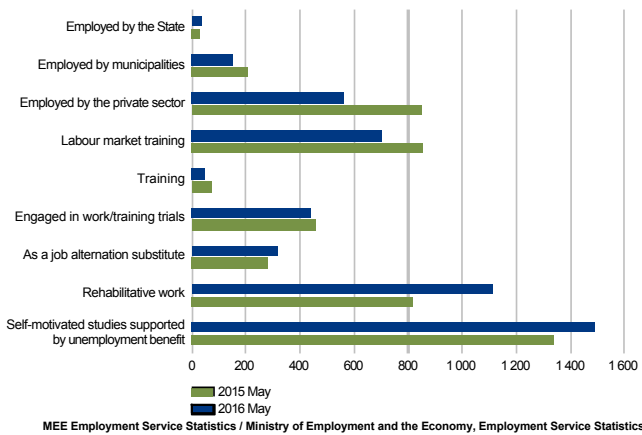
MEE Employment Service Statistics / Ministry of Employment and the Economy, Employment Service Statistics

Services

BROAD UNEMPLOYMENT
Ostrobothnia

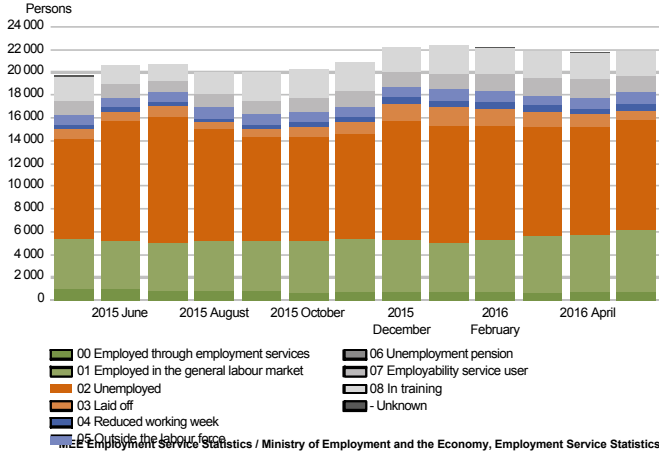


PEOPLE COVERED BY SERVICES
Ostrobothnia



All jobseekers

JOBSEEKERS BY GROUP
Ostrobothnia



Summary table

EMPLOYMENT SITUATION AT THE END OF 2016 MAY (I) AND
ACTIVITIES OF EMPLOYMENT AND ECONOMIC DEVELOPMENT OFFICES DURING MAY (II)
ELY CENTRE: OSTROBOTHNIA

I EMPLOYMENT SITUATION AT THE END OF MONTH	May-16	May-15	CHANGE NUMBER	CHANGE %
A. JOBSEEKERS				
1. Unemployed jobseekers	10 458	9 610	848	8,8
of whom fully laid off	964	747	217	29,0
2. On reduced working week	510	348	162	46,6
3. Those who have work	6 255	5 395	860	15,9
of whom in the general labour market	5 513	4 369	1 144	26,2
of whom employed through employment services	742	1 026	-284	-27,7
4. Persons outside the labour force	4 701	4 284	417	9,7
of whom in services promoting employment	1 508	1 250	258	20,6
of whom in training	2 216	2 110	106	5,0
5. On unemployment pension	0	5	-5	-100,0
1-5 Total of jobseekers	21 924	19 642	2 282	11,6
B. LABOUR DEMAND				
1. Jobs vacant	1 153	1 556	-403	-25,9
of those notified for over a month	462	789	-327	-41,4
of those notified for over 2 months	245	582	-337	-57,9
C. PARTICIPATING IN SERVICES				
1. Employed by the State	32	29	3	10,3
2. Employed by municipalities	153	205	-52	-25,4
3. Employed by the private sector	563	846	-283	-33,5
1-3 Total number of employed people	748	1 080	-332	-30,7
4. Labour market training	703	853	-150	-17,6
5. Training	49	74	-25	-33,8
6. Engaged in work/training trials	440	460	-20	-4,3
7. As a job alternation substitute	318	281	37	13,2
8. Rehabilitative work	1 109	817	292	35,7
9. Self-motivated studies supported by unemployment benefit	1 492	1 340	152	11,3
1-9 Total number of people participating in services	4 859	4 905	-46	-0,9
D. STRUCTURE OF UNEMPLOYMENT				
1. Unemployed women	4 417	4 069	348	8,6
2. Unemployed men	6 041	5 541	500	9,0
3. Under 25 years old	1 530	1 387	143	10,3
4. Over 50 years old	3 556	3 362	194	5,8
5. Unemployed over a year	2 960	2 458	502	20,4
6. Foreign unemployed	1 206	1 042	164	15,7
E. UNEMPLOYMENT SECURITY				
1. Unemployed members of employees' unemployment funds	4 681	4 291	390	9,1
II EMPLOYMENT SITUATION DURING THE MONTH				
1. Unemployed jobseekers	11 954	11 476	478	4,2
2. Other jobseekers	10 855	9 252	1 603	17,3
1-2 Total number of jobseekers	22 809	20 728	2 081	10,0
3. Vacancies during a month	2 667	2 962	-295	-10,0
New vacancies during a month	1 388	1 279	109	8,5
Vacancies filled during a month	220	316	-96	-30,4
of those filled with job-seekers at the Employment Service	105	180	-75	-41,7
4. Started spell of unemployment	1 784	1 992	-208	-10,4
5. Completed spell of unemployment	1 918	1 983	-65	-3,3
6. New jobs found through employment services	140	129	11	8,5
7. New entrants to labour market training	121	75	46	61,3

Foreigners' summary table

FOREIGNERS' EMPLOYMENT SITUATION AT THE END OF 2016 MAY (I) AND
ACTIVITIES OF EMPLOYMENT AND ECONOMIC DEVELOPMENT OFFICES DURING MAY (II)
ELY CENTRE: OSTROBOTHNIA

I EMPLOYMENT SITUATION AT THE END OF MONTH	May-16	May-15	CHANGE NUMBER	CHANGE %
A. JOBSEEKERS				
1. Unemployed jobseekers	1 206	1 042	164	15,7
of whom fully laid off	75	49	26	53,1
2. On reduced working week	15	11	4	36,4
3. Those who have work	545	406	139	34,2
of whom in the general labour market	486	350	136	38,9
of whom employed through employment services	59	56	3	5,4
4. Persons outside the labour force	1 118	1 119	-1	-0,1
of whom in services promoting employment	217	203	14	6,9
of whom in training	808	824	-16	-1,9
5. On unemployment pension	0	0	0	0,0
1-5 Total of jobseekers	2 884	2 578	306	11,9
C. PARTICIPATING IN SERVICES				
1. Employed by the State	..	0
2. Employed by municipalities	18	16	2	12,5
3. Employed by the private sector	40	43	-3	-7,0
1-3 Total number of employed people	60	59	1	1,7
4. Labour market training	344	366	-22	-6,0
5. Training	..	7
6. Engaged in work/training trials	139	146	-7	-4,8
7. As a job alternation substitute
8. Rehabilitative work	86	60	26	43,3
9. Self-motivated studies supported by unemployment benefit	469	518	-49	-9,5
1-9 Total number of people participating in services	1 103	1 160	-57	-4,9
D. STRUCTURE OF UNEMPLOYMENT				
1. Unemployed women	571	517	54	10,4
2. Unemployed men	635	525	110	21,0
3. Under 25 years old	131	103	28	27,2
4. Over 50 years old	211	197	14	7,1
5. Unemployed over a year	187	145	42	29,0
E. UNEMPLOYMENT SECURITY				
1. Unemployed members of employees' unemployment funds	228	201	27	13,4
II EMPLOYMENT SITUATION DURING THE MONTH				
1. Unemployed jobseekers	1 357	1 289	68	5,3
2. Other jobseekers	1 596	1 359	237	17,4
1-2 Total number of jobseekers	2 953	2 648	305	11,5
4. Started spell of unemployment	364	408	-44	-10,8
5. Completed spell of unemployment	204	201	3	1,5
6. New jobs found through employment services	15
7. New entrants to labour market training	50	37	13	35,1

Regional table

UNEMPLOYED JOBSEEKERS AND JOBS VACANT BY MUNICIPALITY AT THE END OF 2016 MAY
ELY CENTRE: OSTROBOTHNIA

Municipality	Workforce	Unemployed jobseekers							Unemployed over a year	Disabled and chron. ill	Jobs vacant
		% of workforce	Total	Men	Women	Under 20 years old	Under 25 years old	Over 50 years old			
Halsua	504	10,7	54	31	23	..	9	19	8	5	0
Isokyrö	2 172	10,1	219	126	93	..	19	95	70	37	38
Kannus	2 554	9,6	245	134	111	6	38	88	50	29	9
Kaskinen	579	11,6	67	37	30	..	6	40	20	8	10
Kaustinen	2 060	7,9	163	70	93	5	18	60	34	35	16
Kokkola	21 894	10,5	2 289	1 231	1 058	87	427	699	623	364	223
Korsnäs	1 042	6,0	62	39	23	..	6	16	11
Kristinankaupunki	2 994	6,0	180	115	65	..	16	88	53	15	14
Kruunupyö	3 152	5,6	178	88	90	..	20	74	57	23	6
Laihia	3 802	8,4	319	197	122	6	29	134	112	53	13
Lestijärvi	332	10,2	34	15	19	0	..	16	12	7	..
Luoto	2 275	3,8	86	49	37	..	10	32	22	7	..
Maalahti	2 666	6,9	184	119	65	..	16	72	59	12	..
Mustasaari	9 586	6,9	659	403	256	7	77	252	201	53	35
Närpiö	4 448	4,1	184	104	80	0	17	59	31	9	28
Pedersören kunta	5 269	3,5	185	93	92	5	20	80	62	28	5
Perho	1 123	9,3	105	55	50	..	12	47	25	19	11
Pietarsaari	8 937	10,2	913	546	367	30	166	298	254	85	75
Toholampi	1 407	8,1	114	67	47	5	12	48	32	23	6
Uusikaarlepyy	3 584	5,4	193	94	99	..	25	57	46	17	10
Vaasa	33 085	11,1	3 662	2 218	1 444	86	531	1 152	1 072	380	630
Veteli	1 512	8,5	129	68	61	..	18	53	32	22	12
Vöyri	3 170	7,4	234	142	92	8	37	77	74	17	..
Total	118 147	8,9	10 458	6 041	4 417	273	1 530	3 556	2 960	1 251	1 153

Information about the website

On this website you will find the latest statistics from ELY Centre for Ostrobothnia's monthly Employment Bulletin. You can access a .pdf version of the current and previous months' Employment Bulletin by following the link on the right. The Employment Bulletin is based on the data from the MEE's Employment Service Statistics. The Ministry of Employment and the Economy compiles statistics on the clients of the Employment and economic development offices (TE offices), including registered job-seekers, labour market policy services, and job vacancies reported to TE offices by employers. The data is collected from the customer service registry (URA) used by the TE offices. This means that the data used by MEE Employment Service Statistics is completely registry-based. The statistical data covers all persons, services, and open vacancies in the aforementioned groups, as separately defined in the registry by the classifications and variables for the statistical period in question.

Owing to seasonal variations, the Employment Bulletin always includes a comparison with the corresponding month in the previous year. The descriptors used in the Bulletin are also available in a table format. The Employment Bulletins are published at the end of the subsequent calendar month. The official date of publication is announced in advance.

The following symbols have been used:

. Category not applicable

.. Data not available or too uncertain for presentation, or subject to secrecy

Links:

- Employment Service Statistics online:
http://www.tem.fi/en/work/employment_service_statistics
- Employment Service Statistics, Description and Quality Description
http://www.tem.fi/en/work/employment_service_statistics/description_and_quality_description
- You can access key information from MEE's Employment Service Statistics by visiting the Sector Online website: <http://www2.toimialaonline.fi> Pathway: Statistical base – Labour market – Employment service statistics
- The Employment Service Statistics data is also available from the MEE Publications page (only available in Finnish).
http://www.tem.fi/ajankohtaista/lehdet/tyopoliittinen_aikakauskirja
- Joint monthly report from MEE and Statistics Finland
http://tilastokeskus.fi/til/tyti/tie_en.html
- Comparison between the statistics of Statistics Finland and the Ministry of Employment and the Economy http://tilastokeskus.fi/til/tyti/tyti_2013-04-04_men_002_en.html

Instructions for referencing: Official Statistics of Finland (OSF): Ministry of Employment and the Economy / Employment Service Statistics. 201Y:MM, Ostrobothnia's Employment Bulletin, MONTH 201Y. Vaasa: Centre for Economic Development, Transport and the Environment (date of reference). Available at: <http://www.temtyollisyyskatsaus.fi/pohjanmaa.aspx>

Contact information

**Ostrobothnia's Employment and Economic
Development Office**

Helvi Riihimäki, +358 295 056 150

Mats Löfberg, +358 295 056 114

Stefan Lassander +358 295 056 101

Juha Nummela, +358 295 056 128

E-mail: [firstname.lastname\(at\)te-toimisto.fi](mailto:firstname.lastname(at)te-toimisto.fi)

**Center for Economic Development, Transport and
the Environment for Ostrobothnia**

Kaj Kaski, +358 295 028 574

Mirva Hannelin, +358 295 028 555

E-mail: [firstname.lastname\(at\)ely-keskus.fi](mailto:firstname.lastname(at)ely-keskus.fi)

<http://www.temtyollisyyskatsaus.fi/pohjanmaa.aspx>